


Combitube



Designed for more exposed sites, the TUBEX Combitube combines the benefits of a solid base for improved establishment and reliable protection, with a ventilated upper section, allowing the tree to acclimatise before emerging from the shelter.

TUBEX Combitube is designed to last a minimum of 5 years*, boosting the chances of survival and healthy growth through the early stages of the tree's life. Ventilation is provided by a number of 4mm punch perforations in a set of 100mm deep bands at the top of the shelter, allowing for 'wind rock' to strengthen both root and stem as well as hardening the bark of the tree. 45cm of solid base allows chemical spraying and creates the microclimate, whilst the perforations ventilate the tree and are small enough for the branches not to grow through.


TUBEX Combitube is also available in wider diameters for the larger species of trees.

*shelter longevity is dependent on site and weather conditions but is typically 7 years plus.



PRODUCTS	STANDARD COMBI	STANDARD PLUS COMBI
Heights (m)	0.75, 1.2	1.2, 1.5, 1.8
Diameter (mm)	73 - 105	80 - 120
Nest	5	5
Bundles	100	60
Colour	Green	Green
Ties	2 x 10"	2 x 10"
Support	Stake	Stake

• Shelter longevity is dependent on site and weather conditions and can vary considerably.



TUBEX
12D








TUBEX Data sheets, Installation & Case studies can be downloaded freely from www.tubex.com

TUBEX
Advancing growth

Overview of our product range

TUBEX shelters have been specially designed to provide the right solution for your planting needs. Over the years we have developed unique features that all contribute to the effective establishment of trees.

Features of shelters:

 <p>Laserline, designed to split avoiding strangulation as plant grows</p>	 <p>Nested for ease of transport and storage, whilst maintaining original shape</p>	 <p>Flared rim to minimise stem abrasion</p>
 <p>Pre fitted thumb releasable ties for quick, easy installation and maintenance</p>	 <p>Twin wall construction for rigidity and best strength to weight ratio</p>	 <p>UV stabilised polypropylene to provide minimum 5 year protection</p>
 <p>Laserline, designed to split avoiding strangulation as plant grows</p>	 <p>Optional extras include punched holes for ventilation</p>	 <p>Renewable material source and greater flexibility over degradation</p>

Features of mesh range:

 <p>Pre fitted thumb releasable ties for quick, easy installation and maintenance</p>	 <p>UV stabilised and made from recycled plastic to provide minimum 7 year protection</p>	 <p>Flared rim to minimise stem abrasion</p>
 <p>Nested for ease of transport and storage, whilst maintaining original shape</p>	 <p>Weld line and flared rim splits avoiding strangulation as plant grows</p>	

- Shelter longevity is dependent on site and weather conditions and can vary considerably.